

FILE

CONSOLIDATED STATEMENT OF APPROPRIATIONS, ALLOTMENTS, OBLIGATIONS, DISBURSEMENTS AND BALANCES

**FAR No. 1
By Program/Project/Activity
By Allotment Class**

For the Period: 01-Jan-18 31-Dec-18

Department: 07 - Department of Education
 Agency: 001 - Office of the Secretary
 Operating Unit: Division of South Cotabato
 Division: South Cotabato
 Region: DepEd - Region XII
 Organizational Code (UACS):
 Funding Source Code: 01 101101

Regular Appropriations
 Current Appropriations

UACS CODE / PARTICULARS	APPROPRIATIONS			ALLOTMENTS					CURRENT YEAR OBLIGATIONS				
	Authorized Appropriations	Adjustments (Transfer To)/From Realignment	Adjusted Appropriations	Allotments Received	Adjustments (Withdrawal, Realignment)	Transfer To	Transfer From	Adjusted Total Allotments	1st Qtr Ending March 31	2nd Qtr Ending June 30	3rd Qtr Ending September 30	4th Qtr Ending December 31	Total Obligations
I. CURRENT YEAR BUDGET/APPROPRIATIONS													
1. Agency Specific Budget													
General Administration and Support (GAS)													
100000100001000 General Management and Supervision - Central Office													
MOOE	0.00	865,593.00	865,593.00	0.00	0.00	0.00	865,593.00	865,593.00	0.00	73,618.25	23,952.00	768,022.75	865,593.00
CO	0.00	391,000.00	391,000.00	0.00	0.00	0.00	391,000.00	391,000.00	0.00	0.00	0.00	390,990.00	390,990.00
Total	0.00	1,256,593.00	1,256,593.00	0.00	0.00	0.00	1,256,593.00	1,256,593.00	0.00	73,618.25	23,952.00	1,159,012.75	1,256,583.00
100000100001002 General Management and Supervision - Division Office - Proper													
PS	49,247,000.00	0.00	49,247,000.00	49,247,000.00	0.00	0.00	0.00	49,247,000.00	4,639,215.66	8,650,539.76	4,659,296.76	27,135,370.81	45,084,422.99
MOOE	13,763,000.00	0.00	13,763,000.00	13,763,000.00	0.00	0.00	0.00	13,763,000.00	5,112,824.19	4,865,979.23	2,589,924.13	1,194,266.42	13,762,993.97
CO	500,000.00	0.00	500,000.00	500,000.00	0.00	0.00	0.00	500,000.00	210,550.00	199,485.00	89,965.00	0.00	500,000.00
Total	63,510,000.00	0.00	63,510,000.00	63,510,000.00	0.00	0.00	0.00	63,510,000.00	9,962,589.85	13,716,003.99	7,339,185.89	28,329,637.23	59,347,416.96
100000100001003 General Management and Supervision - Secondary Education													
PS	23,653,000.00	-2,244,575.41	21,408,424.59	23,653,000.00	-2,244,575.41	0.00	0.00	21,408,424.59	7,313,676.58	7,098,962.92	2,072,340.45	4,802,097.54	21,287,077.49
Total	23,653,000.00	-2,244,575.41	21,408,424.59	23,653,000.00	-2,244,575.41	0.00	0.00	21,408,424.59	7,313,676.58	7,098,962.92	2,072,340.45	4,802,097.54	21,287,077.49
100000100002000 Administration of Personnel Benefits													
PS	0.00	54,087,153.89	54,087,153.89	54,084,832.00	2,321.89	0.00	0.00	54,087,153.89	94,591.83	972,097.83	12,154,598.24	38,817,034.51	52,038,322.41
Total	0.00	54,087,153.89	54,087,153.89	54,084,832.00	2,321.89	0.00	0.00	54,087,153.89	94,591.83	972,097.83	12,154,598.24	38,817,034.51	52,038,322.41
Support to Operations (STO)													
200000100001000 Physical Fitness and School Sports													
MOOE	0.00	1,100,000.00	1,100,000.00	0.00	0.00	0.00	1,100,000.00	1,100,000.00	800,000.00	0.00	0.00	300,000.00	1,100,000.00
Total	0.00	1,100,000.00	1,100,000.00	0.00	0.00	0.00	1,100,000.00	1,100,000.00	800,000.00	0.00	0.00	300,000.00	1,100,000.00
200000100004000 Planning and Management Information Systems													
MOOE	0.00	0.00	0.00	0.00	0.00	0.00	0.00	0.00	0.00	0.00	0.00	0.00	0.00
Total	0.00	0.00	0.00	0.00	0.00	0.00	0.00	0.00	0.00	0.00	0.00	0.00	0.00
200000100006000 Learner Support Programs													
PS	3,022,000.00	3,961,400.00	6,983,400.00	3,022,000.00	0.00	0.00	3,961,400.00	6,983,400.00	651,558.00	1,025,282.72	651,558.00	4,504,538.52	6,832,937.24
MOOE	0.00	512,600.00	512,600.00	0.00	0.00	0.00	512,600.00	512,600.00	0.00	11,385.84	106,145.00	395,069.16	512,600.00
Total	3,022,000.00	4,474,000.00	7,496,000.00	3,022,000.00	0.00	0.00	4,474,000.00	7,496,000.00	651,558.00	1,036,668.56	757,703.00	4,899,607.68	7,345,537.24

CONSOLIDATED STATEMENT OF APPROPRIATIONS, ALLOTMENTS, OBLIGATIONS, DISBURSEMENTS AND BALANCES

FAR No. 1
By Program/Project/Activity
By Allotment Class

For the Period: 01-Jan-18 31-Dec-18

Department: 07 - Department of Education
 Agency: 001 - Office of the Secretary
 Operating Unit: Division of South Cotabato
 Division: South Cotabato
 Region: DepEd - Region XII
 Organizational Code (UACS):
 Funding Source Code: 01 101101

Regular Appropriations
Current Appropriations

UACS CODE / PARTICULARS	CURRENT YEAR DISBURSEMENTS					BALANCES		UNPAID OBLIGATIONS	
	1st Qtr Ending March 31	2nd Qtr Ending June 30	3rd Qtr Ending September 30	4th Qtr Ending December 31	Total Disbursements	Unreleased Appropriations	Unobligated Allotment	Due and Demandable	Not Yet Due and Demandable
I. CURRENT YEAR BUDGET/APPROPRIATIONS									
1. Agency Specific Budget									
General Administration and Support (GAS)									
100000100001000 General Management and Supervision - Central Office									
MOOE	0.00	0.00	4,818.25	310,956.50	315,774.75	0.00	0.00	549,818.25	0.00
CO	0.00	0.00	0.00	390,990.00	390,990.00	0.00	10.00	0.00	0.00
Total	0.00	0.00	4,818.25	701,946.50	706,764.75	0.00	10.00	549,818.25	0.00
100000100001002 General Management and Supervision - Division Office - Proper									
PS	4,323,207.23	8,956,145.64	4,606,568.30	27,198,501.82	45,084,422.99	0.00	4,162,577.01	0.00	0.00
MOOE	4,027,282.68	3,855,814.15	4,063,013.24	1,358,038.44	13,304,148.51	0.00	6.03	458,845.46	0.00
CO	210,550.00	0.00	289,450.00	0.00	500,000.00	0.00	0.00	0.00	0.00
Total	8,561,039.91	12,811,959.79	8,959,031.54	28,556,540.26	58,888,571.50	0.00	4,162,583.04	458,845.46	0.00
100000100001003 General Management and Supervision - Secondary Education									
PS	6,241,115.89	7,777,443.22	2,437,064.56	4,796,256.38	21,251,880.05	0.00	121,347.10	35,197.44	0.00
Total	6,241,115.89	7,777,443.22	2,437,064.56	4,796,256.38	21,251,880.05	0.00	121,347.10	35,197.44	0.00
100000100002000 Administration of Personnel Benefits									
PS	94,591.83	966,287.67	12,131,839.25	35,943,109.54	49,135,828.29	0.00	2,048,831.48	2,902,494.12	0.00
Total	94,591.83	966,287.67	12,131,839.25	35,943,109.54	49,135,828.29	0.00	2,048,831.48	2,902,494.12	0.00
Support to Operations (STO)									
200000100001000 Physical Fitness and School Sports									
MOOE	800,000.00	0.00	0.00	81,525.50	881,525.50	0.00	0.00	218,474.50	0.00
Total	800,000.00	0.00	0.00	81,525.50	881,525.50	0.00	0.00	218,474.50	0.00
200000100004000 Planning and Management Information Systems									
MOOE	0.00	0.00	0.00	0.00	0.00	0.00	0.00	0.00	0.00
Total	0.00	0.00	0.00	0.00	0.00	0.00	0.00	0.00	0.00
200000100006000 Learner Support Programs									
PS	605,956.62	1,058,146.00	664,296.10	3,899,998.57	6,228,397.29	0.00	150,462.76	604,539.95	0.00
MOOE	0.00	11,385.84	106,145.00	179,824.87	297,355.71	0.00	0.00	215,244.29	0.00
Total	605,956.62	1,069,531.84	770,441.10	4,079,823.44	6,525,753.00	0.00	150,462.76	819,784.24	0.00

CONSOLIDATED STATEMENT OF APPROPRIATIONS, ALLOTMENTS, OBLIGATIONS, DISBURSEMENTS AND BALANCES

**FAR No. 1
By Program/Project/Activity
By Allotment Class**

For the Period: 01-Jan-18 31-Dec-18

Department: 07 - Department of Education
Agency: 001 - Office of the Secretary
Operating Unit: Division of South Cotabato
Division: South Cotabato
Region: DepEd - Region XII
Organizational Code (UACS):
Funding Source Code: 01 101101

**Regular Appropriations
Current Appropriations**

UACS CODE / PARTICULARS	APPROPRIATIONS			ALLOTMENTS					CURRENT YEAR OBLIGATIONS				
	Authorized Appropriations	Adjustments (Transfer To)/From Realignment	Adjusted Appropriations	Allotments Received	Adjustments (Withdrawal, Realignment)	Transfer To	Transfer From	Adjusted Total Allotments	1st Qtr Ending March 31	2nd Qtr Ending June 30	3rd Qtr Ending September 30	4th Qtr Ending December 31	Total Obligations
200000100007000 Building Partnerships and Linkages Program													
MOOE	0.00	294,400.00	294,400.00	0.00	0.00	0.00	294,400.00	294,400.00	0.00	134,074.50	103,220.08	57,105.42	294,400.00
Total	0.00	294,400.00	294,400.00	0.00	0.00	0.00	294,400.00	294,400.00	0.00	134,074.50	103,220.08	57,105.42	294,400.00
200000100011000 Organizational and Professional Development for Non-school/LCs personnel													
MOOE	0.00	257,477.00	257,477.00	0.00	0.00	0.00	257,477.00	257,477.00	0.00	0.00	250,711.50	6,765.50	257,477.00
Total	0.00	257,477.00	257,477.00	0.00	0.00	0.00	257,477.00	257,477.00	0.00	0.00	250,711.50	6,765.50	257,477.00
200000100010000 Disaster Preparedness and Response Program													
MOOE	0.00	620,092.40	620,092.40	0.00	0.00	0.00	620,092.40	620,092.40	0.00	13,300.00	398,204.47	208,587.63	620,092.10
Total	0.00	620,092.40	620,092.40	0.00	0.00	0.00	620,092.40	620,092.40	0.00	13,300.00	398,204.47	208,587.63	620,092.10
Operations													
EDUCATION POLICY DEVELOPMENT PROGRAM													
310100100001000 National Assessment Systems for Basic Education													
MOOE	0.00	891,162.00	891,162.00	0.00	0.00	0.00	891,162.00	891,162.00	0.00	0.00	147,070.00	735,345.04	882,415.04
Total	0.00	891,162.00	891,162.00	0.00	0.00	0.00	891,162.00	891,162.00	0.00	0.00	147,070.00	735,345.04	882,415.04
310100100003000 Basic Education Curriculum													
MOOE	0.00	70,500.00	70,500.00	0.00	0.00	0.00	70,500.00	70,500.00	0.00	0.00	4,406.00	62,424.00	66,830.00
Total	0.00	70,500.00	70,500.00	0.00	0.00	0.00	70,500.00	70,500.00	0.00	0.00	4,406.00	62,424.00	66,830.00
310100100002000 Policy and Research Program													
PS	8,585,000.00	0.00	8,585,000.00	8,585,000.00	0.00	0.00	0.00	8,585,000.00	139,231.86	427,042.00	60,787.50	7,451,490.64	8,078,552.00
Total	8,585,000.00	0.00	8,585,000.00	8,585,000.00	0.00	0.00	0.00	8,585,000.00	139,231.86	427,042.00	60,787.50	7,451,490.64	8,078,552.00
310100100004000 Curricular Programs, Learning Management Models, Standards and Strategy Development													
PS	20,140,000.00	0.00	20,140,000.00	20,140,000.00	0.00	0.00	0.00	20,140,000.00	5,012,664.50	6,492,664.50	4,991,877.00	3,602,794.00	20,100,000.00
Total	20,140,000.00	0.00	20,140,000.00	20,140,000.00	0.00	0.00	0.00	20,140,000.00	5,012,664.50	6,492,664.50	4,991,877.00	3,602,794.00	20,100,000.00
BASIC EDUCATION INPUTS PROGRAM													
310200100003000 Learning Tools and Equipment													
CO	0.00	3,363,731.00	3,363,731.00	0.00	0.00	0.00	3,363,731.00	3,363,731.00	0.00	0.00	0.00	1,812,177.45	1,812,177.45
Total	0.00	3,363,731.00	3,363,731.00	0.00	0.00	0.00	3,363,731.00	3,363,731.00	0.00	0.00	0.00	1,812,177.45	1,812,177.45
310200100004000 Textbooks and other Instructional Materials													
MOOE	0.00	836,390.97	836,390.97	0.00	0.00	0.00	836,390.97	836,390.97	50,000.00	119,866.12	107,776.00	264,809.98	542,452.10
Total	0.00	836,390.97	836,390.97	0.00	0.00	0.00	836,390.97	836,390.97	50,000.00	119,866.12	107,776.00	264,809.98	542,452.10
310200100005000 Computerization Program													

CONSOLIDATED STATEMENT OF APPROPRIATIONS, ALLOTMENTS, OBLIGATIONS, DISBURSEMENTS AND BALANCES

FAR No. 1
By Program/Project/Activity
By Allotment Class

For the Period: 01-Jan-18 31-Dec-18

Department: **07 - Department of Education**
 Agency: **001 - Office of the Secretary**
 Operating Unit: **Division of South Cotabato**
 Division: **South Cotabato**
 Region: **DepEd - Region XII**
 Organizational Code (UACS):
 Funding Source Code: **01 101101**

Regular Appropriations
Current Appropriations

UACS CODE / PARTICULARS	CURRENT YEAR DISBURSEMENTS					BALANCES		UNPAID OBLIGATIONS	
	1st Qtr Ending March 31	2nd Qtr Ending June 30	3rd Qtr Ending September 30	4th Qtr Ending December 31	Total Disbursements	Unreleased Appropriations	Unobligated Allotment	Due and Demandable	Not Yet Due and Demandable
200000100007000 Building Partnerships and Linkages Program									
MOOE	0.00	8,460.00	186,254.58	96,685.42	291,400.00	0.00	0.00	3,000.00	0.00
Total	0.00	8,460.00	186,254.58	96,685.42	291,400.00	0.00	0.00	3,000.00	0.00
200000100011000 Organizational and Professional Development for Non-school/LCs personnel									
MOOE	0.00	0.00	0.00	257,477.00	257,477.00	0.00	0.00	0.00	0.00
Total	0.00	0.00	0.00	257,477.00	257,477.00	0.00	0.00	0.00	0.00
200000100010000 Disaster Preparedness and Response Program									
MOOE	0.00	13,300.00	4,500.00	410,577.10	428,377.10	0.00	0.30	191,715.00	0.00
Total	0.00	13,300.00	4,500.00	410,577.10	428,377.10	0.00	0.30	191,715.00	0.00
Operations									
EDUCATION POLICY DEVELOPMENT PROGRAM									
310100100001000 National Assessment Systems for Basic Education									
MOOE	0.00	0.00	0.00	456,865.04	456,865.04	0.00	8,746.96	425,550.00	0.00
Total	0.00	0.00	0.00	456,865.04	456,865.04	0.00	8,746.96	425,550.00	0.00
310100100003000 Basic Education Curriculum									
MOOE	0.00	0.00	4,406.00	34,305.16	38,711.16	0.00	3,670.00	28,118.84	0.00
Total	0.00	0.00	4,406.00	34,305.16	38,711.16	0.00	3,670.00	28,118.84	0.00
310100100002000 Policy and Research Program									
PS	139,231.86	427,042.00	60,787.50	7,441,490.64	8,068,552.00	0.00	506,448.00	10,000.00	0.00
Total	139,231.86	427,042.00	60,787.50	7,441,490.64	8,068,552.00	0.00	506,448.00	10,000.00	0.00
310100100004000 Curricular Programs, Learning Management Models, Standards and Strategy Development									
PS	4,668,347.46	6,836,981.54	4,991,877.00	3,592,794.00	20,090,000.00	0.00	40,000.00	10,000.00	0.00
Total	4,668,347.46	6,836,981.54	4,991,877.00	3,592,794.00	20,090,000.00	0.00	40,000.00	10,000.00	0.00
BASIC EDUCATION INPUTS PROGRAM									
310200100003000 Learning Tools and Equipment									
CO	0.00	0.00	0.00	1,232,528.45	1,232,528.45	0.00	1,551,553.55	579,649.00	0.00
Total	0.00	0.00	0.00	1,232,528.45	1,232,528.45	0.00	1,551,553.55	579,649.00	0.00
310200100004000 Textbooks and other Instructional Materials									
MOOE	0.00	61,566.12	121,076.00	347,309.98	529,952.10	0.00	293,938.87	12,500.00	0.00
Total	0.00	61,566.12	121,076.00	347,309.98	529,952.10	0.00	293,938.87	12,500.00	0.00
310200100005000 Computerization Program									

CONSOLIDATED STATEMENT OF APPROPRIATIONS, ALLOTMENTS, OBLIGATIONS, DISBURSEMENTS AND BALANCES

For the Period: 01-Jan-18 31-Dec-18

FAR No. 1
By Program/Project/Activity
By Allotment Class

Department: 07 - Department of Education
 Agency: 001 - Office of the Secretary
 Operating Unit: Division of South Cotabato
 Division: South Cotabato
 Region: DepEd - Region XII
 Organizational Code (UACS):
 Funding Source Code: 01 101101

Regular Appropriations
Current Appropriations

UACS CODE / PARTICULARS	APPROPRIATIONS			ALLOTMENTS					CURRENT YEAR OBLIGATIONS				
	Authorized Appropriations	Adjustments (Transfer To)/From Realignment	Adjusted Appropriations	Allotments Received	Adjustments (Withdrawal, Realignment)	Transfer To	Transfer From	Adjusted Total Allotments	1st Qtr Ending March 31	2nd Qtr Ending June 30	3rd Qtr Ending September 30	4th Qtr Ending December 31	Total Obligations
MOOE	0.00	181,600.00	181,600.00	0.00	0.00	0.00	181,600.00	181,600.00	0.00	0.00	7,000.00	174,600.00	181,600.00
Total	0.00	181,600.00	181,600.00	0.00	0.00	0.00	181,600.00	181,600.00	0.00	0.00	7,000.00	174,600.00	181,600.00
310200100006000 Basic Education Facilities													
CO	0.00	51,125,165.05	51,125,165.05	0.00	0.00	0.00	51,125,165.05	51,125,165.05	0.00	25,355,541.68	13,810,797.03	9,100,390.43	48,266,729.14
Total	0.00	51,125,165.05	51,125,165.05	0.00	0.00	0.00	51,125,165.05	51,125,165.05	0.00	25,355,541.68	13,810,797.03	9,100,390.43	48,266,729.14
310200100002000 New School Personnel Positions													
PS	0.00	255,764,634.26	255,764,634.26	256,636,504.00	-871,869.74	0.00	0.00	255,764,634.26	620,660.14	13,551,951.93	26,054,175.33	213,953,663.02	254,180,450.42
Total	0.00	255,764,634.26	255,764,634.26	256,636,504.00	-871,869.74	0.00	0.00	255,764,634.26	620,660.14	13,551,951.93	26,054,175.33	213,953,663.02	254,180,450.42
INCLUSIVE EDUCATION PROGRAM													
310300100001000 Multigrade Education													
MOOE	0.00	650,000.00	650,000.00	0.00	0.00	0.00	650,000.00	650,000.00	0.00	0.00	224,131.27	425,868.73	650,000.00
Total	0.00	650,000.00	650,000.00	0.00	0.00	0.00	650,000.00	650,000.00	0.00	0.00	224,131.27	425,868.73	650,000.00
310300100002000 Indigenous Peoples Education (IPEd) Program													
MOOE	0.00	1,752,000.00	1,752,000.00	0.00	0.00	0.00	1,752,000.00	1,752,000.00	0.00	15,969.92	1,357,687.75	318,003.47	1,691,661.14
Total	0.00	1,752,000.00	1,752,000.00	0.00	0.00	0.00	1,752,000.00	1,752,000.00	0.00	15,969.92	1,357,687.75	318,003.47	1,691,661.14
310300100004000 Madrasah Education Program													
MOOE	0.00	150,000.00	150,000.00	0.00	0.00	0.00	150,000.00	150,000.00	0.00	0.00	0.00	150,000.00	150,000.00
Total	0.00	150,000.00	150,000.00	0.00	0.00	0.00	150,000.00	150,000.00	0.00	0.00	0.00	150,000.00	150,000.00
310300100003000 Flexible Learning Options (ADM/ALS/EIE)													
MOOE	0.00	3,082,880.20	3,082,880.20	0.00	0.00	0.00	3,082,880.20	3,082,880.20	0.00	29,000.00	1,000,700.00	2,053,180.20	3,082,880.20
Total	0.00	3,082,880.20	3,082,880.20	0.00	0.00	0.00	3,082,880.20	3,082,880.20	0.00	29,000.00	1,000,700.00	2,053,180.20	3,082,880.20
SUPPORT TO SCHOOLS AND LEARNERS PROGRAM													
310400100001000 School-Based Feeding Program (SBFP)													
MOOE	0.00	59,387,145.00	59,387,145.00	0.00	0.00	0.00	59,387,145.00	59,387,145.00	0.00	628,438.00	45,661,682.50	13,097,024.50	59,387,145.00
Total	0.00	59,387,145.00	59,387,145.00	0.00	0.00	0.00	59,387,145.00	59,387,145.00	0.00	628,438.00	45,661,682.50	13,097,024.50	59,387,145.00
310400100002000 Operation of Schools - Elementary (Kinder to Grade 6)													
PS	1,453,559,000.00	0.00	1,453,559,000.00	1,453,559,000.00	0.00	0.00	0.00	1,453,559,000.00	311,295,984.64	438,181,413.40	321,768,205.33	361,986,260.95	1,433,231,864.32
MOOE	100,589,000.00	0.00	100,589,000.00	100,589,000.00	0.00	0.00	0.00	100,589,000.00	19,154,000.00	26,574,339.34	29,155,165.36	25,705,495.30	100,589,000.00
CO	500,000.00	0.00	500,000.00	500,000.00	0.00	0.00	0.00	500,000.00	0.00	0.00	1,515.00	498,485.00	500,000.00
Total	1,554,648,000.00	0.00	1,554,648,000.00	1,554,648,000.00	0.00	0.00	0.00	1,554,648,000.00	330,449,984.64	464,755,752.74	350,924,885.69	388,190,241.25	1,534,320,864.32
310400100003000 Operation of Schools - Junior High School (Grade 7 to Grade 10)													

CONSOLIDATED STATEMENT OF APPROPRIATIONS, ALLOTMENTS, OBLIGATIONS, DISBURSEMENTS AND BALANCES

For the Period: 01-Jan-18 31-Dec-18

FAR No. 1
By Program/Project/Activity
By Allotment Class

Department: **07 - Department of Education**
 Agency: **001 - Office of the Secretary**
 Operating Unit: **Division of South Cotabato**
 Division: **South Cotabato**
 Region: **DepEd - Region XII**
 Organizational Code (UACS):
 Funding Source Code: **01 101101**

Regular Appropriations
Current Appropriations

UACS CODE / PARTICULARS	CURRENT YEAR DISBURSEMENTS					BALANCES		UNPAID OBLIGATIONS	
	1st Qtr Ending March 31	2nd Qtr Ending June 30	3rd Qtr Ending September 30	4th Qtr Ending December 31	Total Disbursements	Unreleased Appropriations	Unobligated Allotment	Due and Demandable	Not Yet Due and Demandable
MOOE	0.00	0.00	7,000.00	41,810.76	48,810.76	0.00	0.00	132,789.24	0.00
Total	0.00	0.00	7,000.00	41,810.76	48,810.76	0.00	0.00	132,789.24	0.00
310200100006000 Basic Education Facilities									
CO	0.00	0.00	10,602,222.14	23,143,015.44	33,745,237.58	0.00	2,858,435.91	14,521,491.56	0.00
Total	0.00	0.00	10,602,222.14	23,143,015.44	33,745,237.58	0.00	2,858,435.91	14,521,491.56	0.00
310200100002000 New School Personnel Positions									
PS	620,660.14	13,550,401.93	21,877,694.53	210,319,054.14	246,367,810.74	0.00	1,584,183.84	7,812,639.68	0.00
Total	620,660.14	13,550,401.93	21,877,694.53	210,319,054.14	246,367,810.74	0.00	1,584,183.84	7,812,639.68	0.00
INCLUSIVE EDUCATION PROGRAM									
310300100001000 Multigrade Education									
MOOE	0.00	0.00	196,926.27	258,203.73	455,130.00	0.00	0.00	194,870.00	0.00
Total	0.00	0.00	196,926.27	258,203.73	455,130.00	0.00	0.00	194,870.00	0.00
310300100002000 Indigenous Peoples Education (IPEd) Program									
MOOE	0.00	0.00	331,565.67	961,044.56	1,292,610.23	0.00	60,338.86	399,050.91	0.00
Total	0.00	0.00	331,565.67	961,044.56	1,292,610.23	0.00	60,338.86	399,050.91	0.00
310300100004000 Madrasah Education Program									
MOOE	0.00	0.00	0.00	500.00	500.00	0.00	0.00	149,500.00	0.00
Total	0.00	0.00	0.00	500.00	500.00	0.00	0.00	149,500.00	0.00
310300100003000 Flexible Learning Options (ADM/ALS/EIE)									
MOOE	0.00	29,000.00	1,000,700.00	731,470.01	1,761,170.01	0.00	0.00	1,321,710.19	0.00
Total	0.00	29,000.00	1,000,700.00	731,470.01	1,761,170.01	0.00	0.00	1,321,710.19	0.00
SUPPORT TO SCHOOLS AND LEARNERS PROGRAM									
310400100001000 School-Based Feeding Program (SBFP)									
MOOE	0.00	0.00	1,413,185.65	22,289,082.50	23,702,268.15	0.00	0.00	35,684,876.85	0.00
Total	0.00	0.00	1,413,185.65	22,289,082.50	23,702,268.15	0.00	0.00	35,684,876.85	0.00
310400100002000 Operation of Schools - Elementary (Kinder to Grade 6)									
PS	284,674,580.52	459,500,992.44	323,573,469.19	355,629,515.80	1,423,378,557.95	0.00	20,327,135.68	9,853,306.37	0.00
MOOE	18,811,000.00	25,466,460.50	29,479,851.20	26,120,012.22	99,877,323.92	0.00	0.00	711,676.08	0.00
CO	0.00	0.00	1,515.00	0.00	1,515.00	0.00	0.00	498,485.00	0.00
Total	303,485,580.52	484,967,452.94	353,054,835.39	381,749,528.02	1,523,257,396.87	0.00	20,327,135.68	11,063,467.45	0.00
310400100003000 Operation of Schools - Junior High School (Grade 7 to Grade 10)									

CONSOLIDATED STATEMENT OF APPROPRIATIONS, ALLOTMENTS, OBLIGATIONS, DISBURSEMENTS AND BALANCES

For the Period: 01-Jan-18 31-Dec-18

FAR No. 1
By Program/Project/Activity
By Allotment Class

Department: 07 - Department of Education
 Agency: 001 - Office of the Secretary
 Operating Unit: Division of South Cotabato
 Division: South Cotabato
 Region: DepEd - Region XI
 Organizational Code (UACS):
 Funding Source Code: 01 101101

Regular Appropriations
Current Appropriations

UACS CODE / PARTICULARS	APPROPRIATIONS			ALLOTMENTS					CURRENT YEAR OBLIGATIONS				
	Authorized Appropriations	Adjustments (Transfer To)/From Realignment	Adjusted Appropriations	Allotments Received	Adjustments (Withdrawal, Realignment)	Transfer To	Transfer From	Adjusted Total Allotments	1st Qtr Ending March 31	2nd Qtr Ending June 30	3rd Qtr Ending September 30	4th Qtr Ending December 31	Total Obligations
PS	595,578,000.00	7,620,646.26	603,198,646.26	600,084,523.00	3,114,123.26	0.00	0.00	603,198,646.26	126,296,330.71	177,112,390.18	164,298,126.63	133,609,755.86	601,316,603.38
MOOE	66,813,000.00	0.00	66,813,000.00	66,813,000.00	0.00	0.00	0.00	66,813,000.00	12,138,945.12	18,229,364.60	16,186,817.92	20,241,262.73	66,796,390.37
Total	662,391,000.00	7,620,646.26	670,011,646.26	666,897,523.00	3,114,123.26	0.00	0.00	670,011,646.26	138,435,275.83	195,341,754.78	180,484,944.55	153,851,018.59	668,112,993.75
310400100004000 Operation of Schools - Senior High School (Grade 11 to Grade 12)													
PS	87,686,000.00	0.00	87,686,000.00	87,686,000.00	0.00	0.00	0.00	87,686,000.00	21,317,388.65	48,432,290.99	9,717,087.22	8,118,178.83	87,584,945.69
MOOE	0.00	24,069,000.00	24,069,000.00	0.00	0.00	0.00	24,069,000.00	24,069,000.00	0.00	4,395,500.00	6,557,000.00	13,080,643.47	24,033,143.47
Total	87,686,000.00	24,069,000.00	111,755,000.00	87,686,000.00	0.00	0.00	24,069,000.00	111,755,000.00	21,317,388.65	52,827,790.99	16,274,087.22	21,198,822.30	111,618,089.16
310400100010000 Implementation of the Grant of Cash allowance, Hardship Pay, Equivalent Record Form (ERF), Conversion to Master Teacher (MT) and Reclassification of Positions													
PS	0.00	12,746,000.00	12,746,000.00	0.00	0.00	0.00	12,746,000.00	12,746,000.00	0.00	0.00	10,782,131.65	747,131.12	11,529,262.77
MOOE	0.00	16,068,500.00	16,068,500.00	0.00	0.00	0.00	16,068,500.00	16,068,500.00	0.00	15,309,000.00	444,500.00	280,000.00	16,033,500.00
Total	0.00	28,814,500.00	28,814,500.00	0.00	0.00	0.00	28,814,500.00	28,814,500.00	0.00	15,309,000.00	11,226,631.65	1,027,131.12	27,562,762.77
EDUCATION HUMAN RESOURCE DEVELOPMENT PROGRAM*													
310500100001000 Human resource development for personnel in schools and learning centers													
MOOE	5,673,000.00	2,589,675.00	8,262,675.00	5,673,000.00	0.00	0.00	2,589,675.00	8,262,675.00	391,582.05	1,320,878.76	1,715,776.49	4,834,437.70	8,262,675.00
Total	5,673,000.00	2,589,675.00	8,262,675.00	5,673,000.00	0.00	0.00	2,589,675.00	8,262,675.00	391,582.05	1,320,878.76	1,715,776.49	4,834,437.70	8,262,675.00
Total - Regular Appropriations	2,429,308,000.00	500,194,170.62	2,929,502,170.62	2,744,535,859.00	0.00	0.00	184,966,311.62	2,929,502,170.62	515,239,203.93	799,220,377.47	677,154,331.61	900,883,270.68	2,892,497,183.69
Total -Current Appropriations	2,429,308,000.00	500,194,170.62	2,929,502,170.62	2,744,535,859.00	0.00	0.00	184,966,311.62	2,929,502,170.62	515,239,203.93	799,220,377.47	677,154,331.61	900,883,270.68	2,892,497,183.69

CONSOLIDATED STATEMENT OF APPROPRIATIONS, ALLOTMENTS, OBLIGATIONS, DISBURSEMENTS AND BALANCES

For the Period: 01-Jan-18 31-Dec-18

FAR No. 1
By Program/Project/Activity
By Allotment Class

Department: 07 - Department of Education
 Agency: 001 - Office of the Secretary
 Operating Unit: Division of South Cotabato
 Division: South Cotabato
 Region: DepEd - Region XII
 Organizational Code (UACS):
 Funding Source Code: 01 101101

Regular Appropriations
Current Appropriations

UACS CODE / PARTICULARS	CURRENT YEAR DISBURSEMENTS					BALANCES		UNPAID OBLIGATIONS	
	1st Qtr Ending March 31	2nd Qtr Ending June 30	3rd Qtr Ending September 30	4th Qtr Ending December 31	Total Disbursements	Unreleased Appropriations	Unobligated Allotment	Due and Demandable	Not Yet Due and Demandable
PS	110,171,864.06	164,572,623.76	167,396,469.95	157,497,963.26	599,638,921.03	0.00	1,882,042.88	1,677,682.36	0.00
MOOE	11,829,945.12	18,423,364.60	16,139,817.92	20,014,824.99	66,407,952.63	0.00	16,609.63	285,245.61	103,192.13
Total	122,001,809.18	182,995,988.36	183,536,287.87	177,512,788.25	666,046,873.66	0.00	1,898,652.51	1,962,927.97	103,192.13
310400100004000 Operation of Schools - Senior High School (Grade 11 to Grade 12)									
PS	14,236,373.96	47,551,985.07	17,429,107.34	8,102,319.28	87,319,785.65	0.00	101,054.31	265,160.04	0.00
MOOE	0.00	4,367,500.00	6,553,000.00	12,377,739.98	23,298,239.98	0.00	35,856.53	734,903.49	0.00
Total	14,236,373.96	51,919,485.07	23,982,107.34	20,480,059.26	110,618,025.63	0.00	136,910.84	1,000,063.53	0.00
310400100010000 Implementation of the Grant of Cash allowance, Hardship Pay, Equivalent Record Form (ERF), Conversion to Master Teacher (MT) and Reclassification of Positions									
PS	0.00	0.00	10,744,217.66	37,913.99	10,782,131.65	0.00	1,216,737.23	747,131.12	0.00
MOOE	0.00	1,393,000.00	14,346,500.00	91,000.00	15,830,500.00	0.00	35,000.00	203,000.00	0.00
Total	0.00	1,393,000.00	25,090,717.66	128,913.99	26,612,631.65	0.00	1,251,737.23	950,131.12	0.00
EDUCATION HUMAN RESOURCE DEVELOPMENT PROGRAM"									
310500100001000 Human resource development for personnel in schools and learning centers									
MOOE	376,682.05	748,977.76	1,112,350.24	3,803,024.28	6,041,034.33	0.00	0.00	2,221,640.67	0.00
Total	376,682.05	748,977.76	1,112,350.24	3,803,024.28	6,041,034.33	0.00	0.00	2,221,640.67	0.00
Total - Regular Appropriations	461,831,389.42	765,576,878.23	651,877,688.54	929,447,729.35	2,808,733,685.55	0.00	37,004,986.93	83,660,306.02	103,192.13
Total -Current Appropriations	461,831,389.42	765,576,878.23	651,877,688.54	929,447,729.35	2,808,733,685.55	0.00	37,004,986.93	83,660,306.02	103,192.13

CONSOLIDATED STATEMENT OF APPROPRIATIONS, ALLOTMENTS, OBLIGATIONS, DISBURSEMENTS AND BALANCES

For the Period: 01-Jan-18 31-Dec-18

FAR No. 1
By Program/Project/Activity
By Allotment Class

Department: 07 - Department of Education
 Agency: 001 - Office of the Secretary
 Operating Unit: Division of South Cotabato
 Division: South Cotabato
 Region: DepEd - Region XII
 Organizational Code (UACS):
 Funding Source Code: 01 101101


Regular Appropriations
Current Appropriations

UACS CODE / PARTICULARS	APPROPRIATIONS			ALLOTMENTS					CURRENT YEAR OBLIGATIONS				
	Authorized Appropriations	Adjustments (Transfer To)/From Realignment	Adjusted Appropriations	Allotments Received	Adjustments (Withdrawal, Realignment)	Transfer To	Transfer From	Adjusted Total Allotments	1st Qtr Ending March 31	2nd Qtr Ending June 30	3rd Qtr Ending September 30	4th Qtr Ending December 31	Total Obligations
Grand Total	2,429,308,000.00	500,194,170.62	2,929,502,170.62	2,744,535,859.00	0.00	0.00	184,966,311.62	2,929,502,170.62	515,239,203.93	799,220,377.47	677,154,331.61	900,883,270.68	2,892,497,183.69
PS	2,241,470,000.00	331,935,259.00	2,573,405,259.00	2,556,697,859.00	0.00	0.00	16,707,400.00	2,573,405,259.00	477,381,302.57	701,944,636.23	557,210,184.11	804,728,315.80	2,541,264,438.71
MOOE	186,838,000.00	113,379,015.57	300,217,015.57	186,838,000.00	0.00	0.00	113,379,015.57	300,217,015.57	37,647,351.36	71,720,714.56	106,041,870.47	84,352,912.00	299,762,848.39
CO	1,000,000.00	54,879,896.05	55,879,896.05	1,000,000.00	0.00	0.00	54,879,896.05	55,879,896.05	210,550.00	25,555,026.68	13,902,277.03	11,802,042.88	51,469,896.59

Recapitulation by MFO:

01	MFO 01	28,725,000.00	961,662.00	29,686,662.00	28,725,000.00	0.00	0.00	961,662.00	29,686,662.00	5,151,896.36	6,919,706.50	5,204,140.50	11,852,053.68	29,127,797.04
02	MFO 02	0.00	311,271,521.28	311,271,521.28	256,636,504.00	-871,869.74	0.00	55,506,887.02	311,271,521.28	670,660.14	39,027,359.73	39,979,748.36	225,305,640.88	304,983,409.11
03	MFO 03	0.00	5,634,880.20	5,634,880.20	0.00	0.00	0.00	5,634,880.20	5,634,880.20	0.00	44,969.92	2,582,519.02	2,947,052.40	5,574,541.34

Certified Correct:


 MAY GRACE T. DUPA
 Administrative Officer V

Noted by:


 ISAGANI S. DELACRUZ, CESO V
 Schools Division Superintendent

CONSOLIDATED STATEMENT OF APPROPRIATIONS, ALLOTMENTS, OBLIGATIONS, DISBURSEMENTS AND BALANCES

For the Period: 01-Jan-18 31-Dec-18

FAR No. 1
By Program/Project/Activity
By Allotment Class

Department: 07 - Department of Education
 Agency: 001 - Office of the Secretary
 Operating Unit: Division of South Cotabato
 Division: South Cotabato
 Region: DepEd - Region XII
 Organizational Code (UACS):
 Funding Source Code: 01 101101


Regular Appropriations
Current Appropriations

UACS CODE / PARTICULARS	CURRENT YEAR DISBURSEMENTS					BALANCES		UNPAID OBLIGATIONS	
	1st Qtr Ending March 31	2nd Qtr Ending June 30	3rd Qtr Ending September 30	4th Qtr Ending December 31	Total Disbursements	Unreleased Appropriations	Unobligated Allotment	Due and Demandable	Not Yet Due and Demandable
Grand Total	461,831,389.42	765,576,878.23	651,877,688.54	929,447,729.35	2,808,733,685.55	0.00	37,004,986.99	83,660,306.02	103,192.13
PS	425,775,929.57	711,198,049.26	565,913,391.38	814,458,917.42	2,517,346,287.64	0.00	32,140,820.29	23,918,151.08	0.00
MOOE	35,844,909.85	54,378,828.97	75,071,110.02	90,222,278.04	255,517,126.88	0.00	454,167.18	44,142,529.38	103,192.13
CO	210,550.00	0.00	10,893,187.14	24,766,533.89	35,870,271.03	0.00	4,409,999.46	15,599,625.56	0.00


Recapitulation by MFO:

MFO 01	4,807,579.32	7,264,023.54	5,057,070.50	11,525,454.84	28,654,128.20	0.00	558,864.96	473,668.84	0.00
MFO 02	620,660.14	13,611,968.05	32,607,992.67	235,083,718.77	281,924,339.63	0.00	6,288,112.17	23,059,069.48	0.00
MFO 03	0.00	29,000.00	1,529,191.94	1,951,218.30	3,509,410.24	0.00	60,338.86	2,065,131.10	0.00

Certified Correct:


 MAY GRACE T. DUPA
 Administrative Officer V

Noted by:


 ISAGANI S. DELACRUZ, CESO V
 Schools Division Superintendent